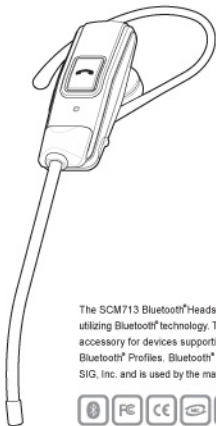


Bluetooth® Headset

SCM713

User Manual

Bluetooth Professional
SEECODE



The SCM713 Bluetooth® Headset is a light weight wireless Headset utilizing Bluetooth® technology. This product can be used as an audio accessory for devices supporting either the Headset or Handsfree Bluetooth® Profiles. Bluetooth® is a trademark owned by Bluetooth® SIG, Inc. and is used by the manufacturer under its license term.





| Contents |

In the Package	4
Part Description	5

How to use

Charging	6
Power on / off	7
Pairing	7

Call usage

Making a call	9
Answering a call	9
Ending a call	9
Rejecting a call	10
Volume Control	10
Transferring a call	10

Appendix

Precautions for safety	11
Specification & Characteristic	12
Limited Warranty	13

| In the Package |



SCM713 Headset

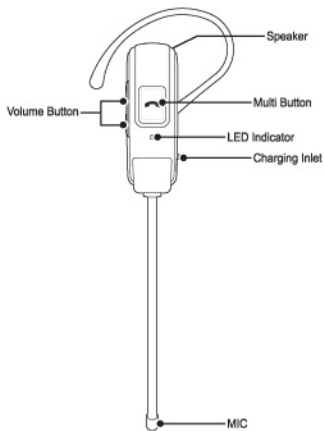


Charging Adapter



User's Manual

| Part Description |

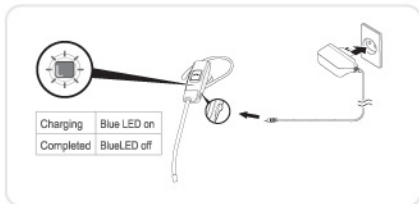


How to use

| Charging |

SCM713 is built-in rechargeable battery. Before using SCM713, you need to charge it fully.

1. Plug the charger into the Charging Inlet of headset.
2. The charging time is less than 2 hours.



notice : Do not use other charger except the supplied charger. It may cause a trouble and damage.

| Power on/off |

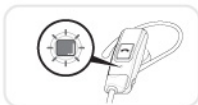
	Action	Sound	LED State
Power on	Press and hold the Multi Button for more than 2 seconds.	Power on with 4 times beep sound.	Blue LED flashes every 3 seconds.
Power off	Press and hold the Multi Button for more than 5seconds.	Power off with 3 times beep sound.	Blue LED turns off. Blue light remains on until Multi Button is released.

| Pairing |

1. As the headset turned off, then press and hold the Multi Button for more than 7 seconds.
2. You will hear a melody announcing pairable state.



3. While the pairable state, the LED indicator will flash every 0.3 second.



4. Follow the user's manual of your handset.
5. Select SCM713 from the list of device on your handset.



6. When asked for the Pass/Pin code during procedure, enter '0000'(4 Zeros).



7. If the pairing is completed successfully, you will hear a beep. And LED indicator will flash every 3 seconds.



Call usage

Making a call

1. Making a call


When you make a call from your handset, the call will be automatically transferred to the headset. If not automatically transferred, you can transfer the call manually by briefly pressing the Multi Button.

2. Last number redialing

Press and hold Multi Button for 2 seconds.

3. Voice dialing

Briefly press Multi Button and follow your handset.

 **Tip** : This is available only when your handset supports the voice dialing function.

Answering a call

During ringing, briefly press Multi Button.

Ending a call

Briefly press Multi Button or press end button on your handset.

Rejecting a call

During ringing, press and hold Multi Button for more than 2 seconds.



Tip : This is available only when your headset is connected with your handset through Handsfree profile.

Volume Control

Press Volume Button [+] or [-] on the headset side to increase or decrease the speaker volume.

Transferring a call

From Handset to Headset : Briefly press Multi Button.

From Headset to Handset : Press Volume [+] or [-] Button for more than 2 seconds.



Pay attention not to press Multi Button for too long time, then headset will turn off.

Appendix

Precautions for safety

- 1 Keep a place of safety with turning off product.
- 1 Do not place the product under over 50°C high temperature or a direct ray of light. It may cause to lower of performance and reduce battery life.
- 1 Keep the product away from humidity & dust.
- 1 Do not drop the product from high place.
- 1 Do not touch product and plug with a wet hand.
- 1 Pay attention that a baby or pet do not suck or bite product.
- 1 Do not modify, repair, take a part at discretion.
- 1 Turn off at the place headset use for bidden.
- 1 If possible, do not use while driving.
- 1 Keep the headset away from micro-wave or wireless LAN. It may cause a noise.

Specification & Characteristic

Bluetooth® version	Bluetooth® Ver2.0 Compatible
Supported Bluetooth® profile	Headset/Handsfree Profile
Carrier frequency	2.402 ~ 2.480 GHz
Operating range	Up to 10m
Dimension(mm)	50.5(L) x 18(W) x 12.2(H)
Weight	10.3g
Operating temperature	-10 °C ~ +60 °C
Talking Time	Up to 5 hours
Stand-by time	Up to 120 hours
Charging time	Less than 2 hours

LIMITED WARRANTY

This product was produced under strict quality management and inspection.

Free of charge service

1. All defective units within the applicable Warranty period/s will be repaired or replaced, in the case those faulty goods were handled normally.
2. If you use it commercially, the warranty period/s will be reduced half.

Free of charge Warranty shall not apply to

1. Defects or damage resulting from use of the unit in other than its normal and intended manner, eg, in excess of their maximum specifications or operating instructions.
2. Defects or damage from misuse, accident, neglect, improper testing, installation, alteration or modification of any kind, or spillage of food or liquid.
3. Faulty is caused by a nature Disaster.
4. The capacity of expendables is exhausted.

Product name	Bluetooth Headset	
Model number	SCM713	
Warranty period	1year	
Purchase date		
Outlet the unit was purchased		
Tel		
Customer	Address	
	Name	
	Tel	